

○

MUSICcityCOUNSELOR

# THANK YOU FOR YOUR PURCHASE!



Hey y'all, Laura here! I so appreciate when you please take a moment to leave a review on my resources on my TpT Store. Thanks for your support! Enjoy the resource!

☆☆☆☆☆ **EXTREMELY SATISFIED**

♥ *laura oathout*

# LET'S CONNECT!



For helpful ideas, engaging resources, and freebies, please check out my website and membership!

○ ♥ **WEBSITE:** [www.musiccitycounselor.com](http://www.musiccitycounselor.com)

♥ **MEMBERSHIP:** [www.counselorcollab.com](http://www.counselorcollab.com)

# ASCA Mindsets & Behaviors:

## Category 1: Mindset Standards

- M 1: Belief in development of whole self, including a healthy balance of mental, social-emotional, and physical well-being.
- M 2: Sense of acceptance, respect, support, and inclusion for self and others in the school environment.
- M 3: Positive attitude towards work and learning.

## Category 2: Behavior Standards

- B-SMS 1: Responsibility for self and actions.
- B-SMS 2: Demonstrate self-discipline and self-control.
- B-SS 2: Create positive and supportive relationships with other students.
- B-SS 9: Demonstrate social maturity and behaviors appropriate to the situation and environment.



# **DIRECTIONS Page 1:**

**This lesson will take approximately 45 minutes to complete.**

1. Review the PowerPoint or digital for Google Slides presentation with students.
2. Complete a craft, writing/coloring activity for the bulletin board, or any of the included worksheets or coloring pages.
3. Give the certificate to students who are "caught being a Star Student."
4. Display the bulletin board.

## **Presentation:**

This presentation teaches students how to be a "Star Student" and make "Star Student Choices." It tells the story of a little boy named Ke'Marion whose teacher Miss Carlton teaches him 8 ways to be a Star Student. Students also learn how it makes us feel to be a Star Student, and 4 things that Star Students are. The last slide asks students to turn and talk with a partner about how they can be a Star Student.

## **Craft:**

This craft includes both a boy and girl version, as well as two types of writing lines. Please ask students to write on the lines the ways they are a Star Student. Then, they can color the kid with the star. Next, they can cut out the kid and glue it to the top of the writing page. A sample of the craft is provided on the next page. These make for a great hallway display!

## **Bulletin Board:**

This bulletin board includes letters that say "I AM A STAR STUDENT," a writing activity for students to complete, and 2 posters. Please print the letters and cut them out. Please print the posters. Please give each student a copy of the writing activity. Both a boy and a girl version are included, as well as a full color and black/white version. Students can color the black/white version and write on the lines the ways they are a Star Student. Then, students can cut out their activity. Please staple or glue the letters to the top of the board, then arrange the 2 posters and student writing below them. A sample of the bulletin board is provided on the next pages!

# Sample Craft:



I am a  
**STAR STUDENT!**

I help my friends and teachers every day.

I include others in my games and ask

friends to play. I use kind words. I listen

to my teacher. I do my work.



# Sample Bulletin Board:

## I AM A STAR STUDENT!



**I AM A  
STAR STUDENT!**  
I help my  
friends and  
teachers.



**I AM A  
STAR STUDENT!**  
I let others  
go first.



**I AM A  
STAR STUDENT!**  
I take turns  
and wait  
patiently.



**I AM A  
STAR STUDENT!**  
I include  
others,  
especially new  
students.



**I AM A  
STAR STUDENT!**  
I ask new  
friends to sit  
with me at  
lunch.



**I AM A  
STAR STUDENT!**  
I help my  
teacher by  
passing out  
papers.



**I AM A  
STAR STUDENT!**  
I help clean up  
the recess  
equipment.



**I AM A  
STAR STUDENT!**  
I give  
compliments  
and use kind  
words.



**I AM A  
STAR STUDENT!**  
I follow the  
playground  
rules.



**I AM A  
STAR STUDENT!**  
I ask others  
to play.



**I AM A  
STAR STUDENT!**  
I make  
handmade gifts  
for my  
teachers.



# **DIRECTIONS Page 2:**

## **Worksheets & Coloring Pages**

Assorted worksheets and coloring pages are also included. Please choose those that best fit the needs and developmental level of your students, and the amount of time you have.

## **Star Student Certificate**

4 versions of a Star Student certificate are included. Please award students a certificate for showing Star Student behaviors.

**Questions, suggestions, or comments? Please contact me any time at**

**[laura@musiccitycounselor.com](mailto:laura@musiccitycounselor.com). I'm here to help!**

**PS I SO appreciate when you please take a moment to leave a review on my resources on my TpT store!**

**It earns you credits towards future purchases, helps other educators find quality resources, and helps my small business grow! 😊**



# Bulletin Board



• LISTEN TO THEIR TEACHER •




• DO THEIR BEST WORK •

# STAR STUDENTS



• THINK FOR THEMSELVES •



• HELP OTHERS •





• CLEAN UP & RESPECT BELONGINGS •




• KEEP A SAFE BODY AND RESPECT PERSONAL SPACE •

# STAR STUDENTS



• TAKE CARE OF OTHERS •



• ARE KIND TO OTHERS •

**IAM**

**AST**



**ARS**

**TVD**

**ENT**





MUSIC city COUNSELOR

**I AM A  
STAR STUDENT!**

---

---

---

---



MUSIC city COUNSELOR

**I AM A  
STAR STUDENT!**

---

---

---

---



MUSIC city COUNSELOR

**I AM A  
STAR STUDENT!**

---

---

---

---





MUSIC city COUNSELOR

**I AM A  
STAR STUDENT!**

---

---

---

---

# Craft Activity







I am a  
STAR STUDENT!

I am a  
STAR STUDENT!

---

---

---

---

---

---



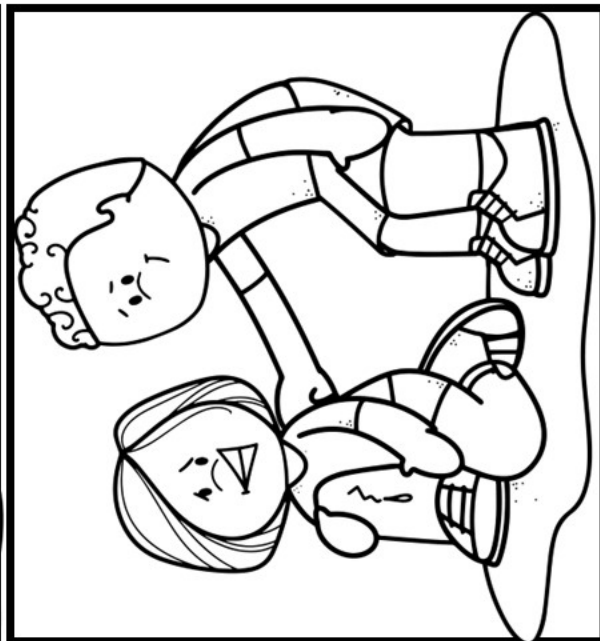
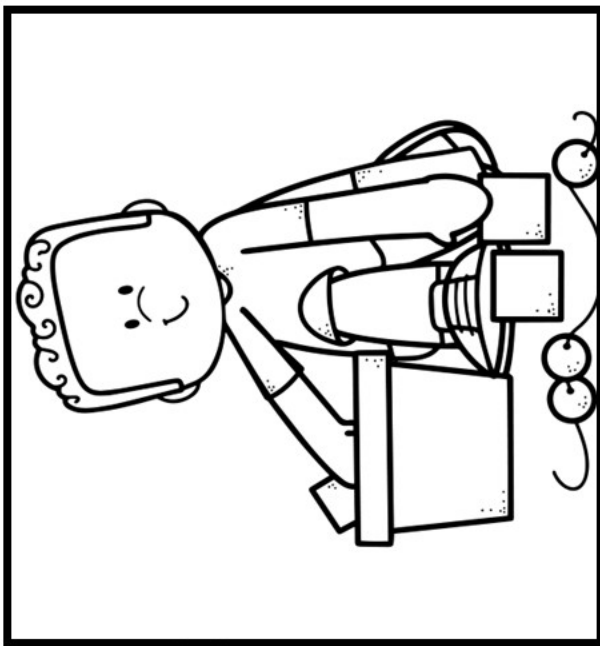




# **Worksheets & Coloring Pages**

Name: \_\_\_\_\_

Color the pictures that show


# STAR STUDENT CHOICES.



Name: \_\_\_\_\_

# I AM A STAR STUDENT!

Write on the star the ways you are a  
STAR Student.





Name: \_\_\_\_\_

# I AM A STAR STUDENT!

Write on the star the ways you are a  
STAR Student..:




Name: \_\_\_\_\_

Write and draw about a time when you made a  
**STAR STUDENT CHOICE.**

---

---

---



Name: \_\_\_\_\_

Draw pictures and write about three

**STAR STUDENT CHOICES.**

---

---

---



---

---


---



---


---

---



Name: \_\_\_\_\_


I am a  
**STAR STUDENT!**





Name: \_\_\_\_\_

I am a  
**STAR STUDENT!**




Name: \_\_\_\_\_

I am a  
**STAR STUDENT!**





Name: \_\_\_\_\_

I am a  
**STAR STUDENT!**



Name: \_\_\_\_\_


I am a  
**STAR STUDENT!**





# Certificate

# CONGRATULATIONS!



MUSIC COUNSELOR


\_\_\_\_\_  
You were caught being a

# STAR STUDENT!

\_\_\_\_\_  
Signature

\_\_\_\_\_  
Date

CONGRATULATIONS!



\_\_\_\_\_  
You were caught being a


STAR STUDENT!

\_\_\_\_\_  
Signature

\_\_\_\_\_  
Date



# CONGRATULATIONS!



MUSIC COUNSELOR

\_\_\_\_\_  
You were caught being a

# STAR STUDENT!

\_\_\_\_\_  
Signature

\_\_\_\_\_  
Date



# CONGRATULATIONS!



\_\_\_\_\_  
You were caught being a

# STAR STUDENT!

\_\_\_\_\_  
Signature

\_\_\_\_\_  
Date



# TERMS OF USE:

- Make copies for the purchaser's classroom AND share copies with other educators within your school building
- Reference (without distribution) this product in blog posts, seminars, professional development workshops, or other such venues provided there is both credit given to myself as the author and a link back to my TpT store included in the post/presentation

• **YOU MAY** •

- Claim the work as your own, alter the files in any way, or remove/attempt to remove the copyright
- Share this product with educators outside of your school building
- Repackage, sell, or giveaway this product to others
- Offer to share this product anywhere on the internet as a download or copy

• **YOU MAY NOT** •



Please contact me any time at [laura@musiccitycounselor.com](mailto:laura@musiccitycounselor.com) with questions, suggestions, resource requests, or comments. I'm here to help and would love to hear from you!

♥ *laura oathout*

**THIS RESOURCE WAS MADE POSSIBLE THANKS TO:**

